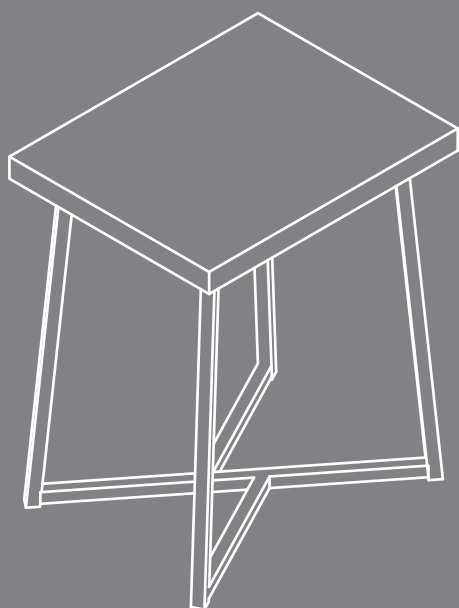


Teknik

www.teknikoffice.co.uk



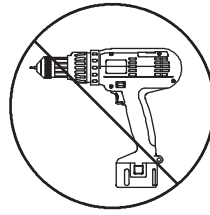
One heck of a **sidekick**.

Canyon Lane Side Table

Model 5425305

Table of Contents

Part Identification	2
Hardware Identification	2
Assembly Steps	3
Français	4
Español	5
Safety	6
Warranty	7

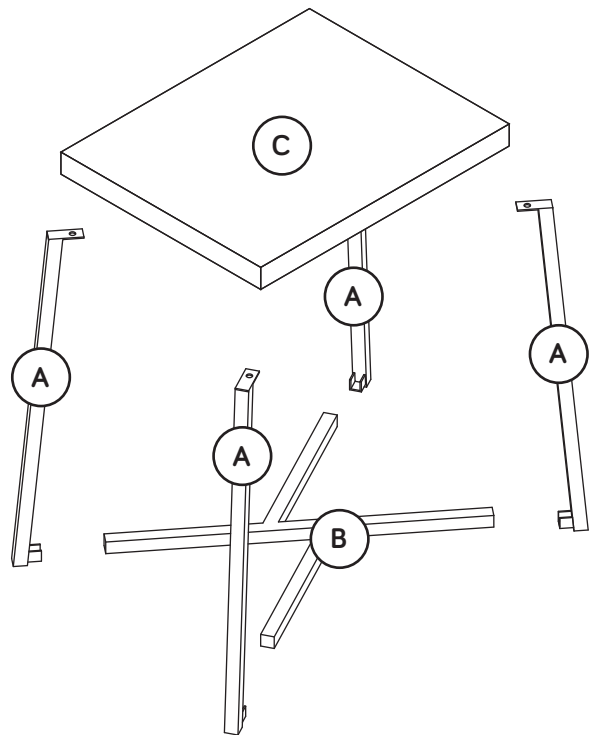


Skip the power trip.
This time.

Part Identification

Use this part identification to help identify the parts.

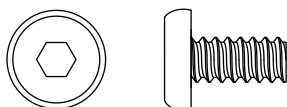
A	LEG (4)
B	BASE (1)
C	TOP (1)



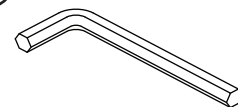
Hardware Identification

Screws are shown actual size. You may receive extra hardware with your unit.

1 BLACK 1/2" HEX HEAD SCREW - 8

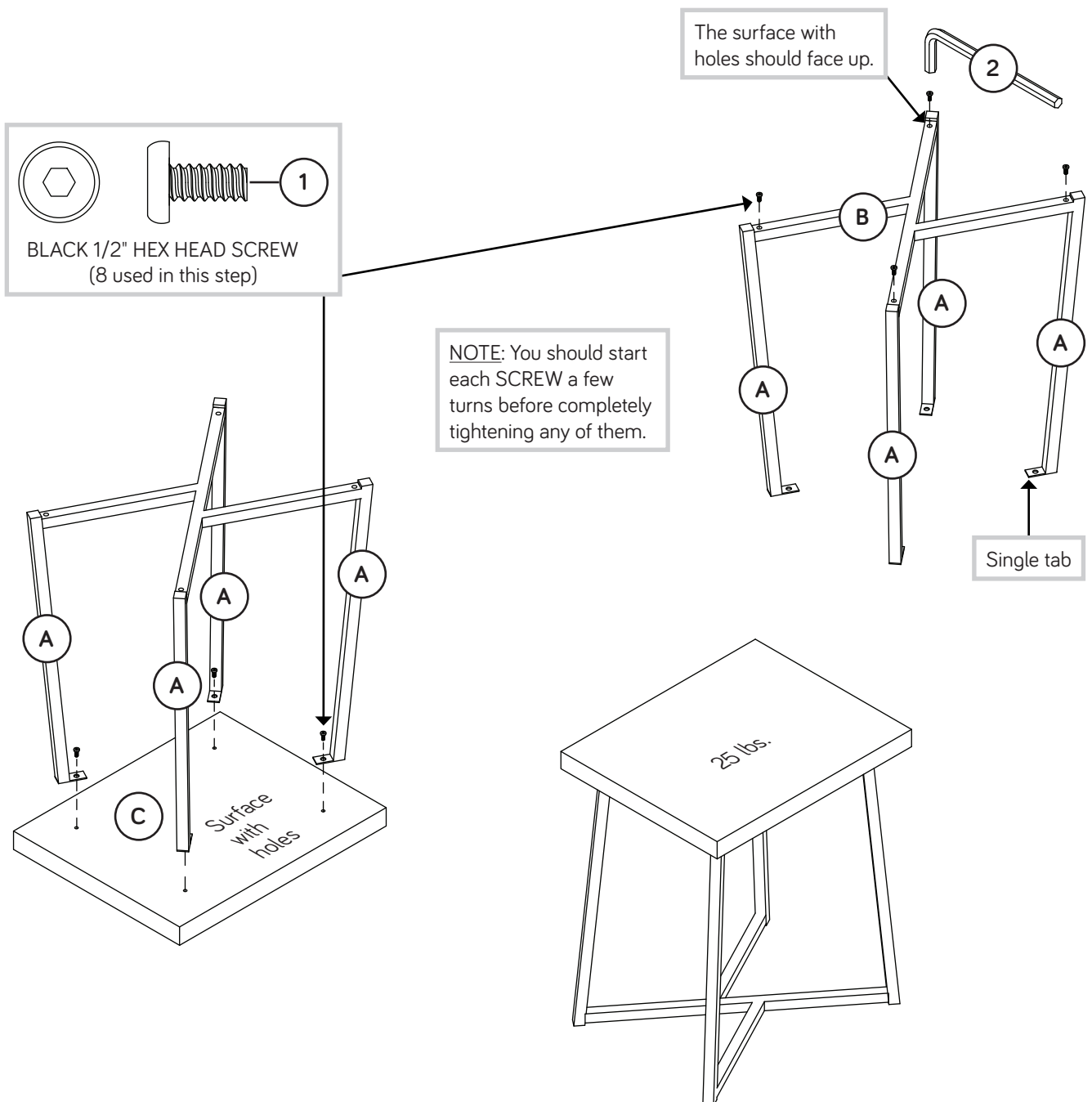


2 L-WRENCH - 1



Step 1

- ✦ Assemble your unit on a carpeted floor or on the empty carton to avoid scratching your unit or the floor.
- ✦ Fasten the BASE (B) to the LEGS (A). Tighten four BLACK 1/2" HEX HEAD SCREWS (1) using the L-WRENCH (2).
- ✦ Fasten the LEGS (A) to the TOP (C). Tighten four BLACK 1/2" HEX HEAD SCREWS (1) using the L-WRENCH (2).
- ✦ Carefully stand your unit upright.
- ✦ NOTE: Please read the back pages of the instruction booklet for important safety information.
- ✦ This completes assembly. Clean with a damp cloth. Wipe dry.



⚠ WARNING

Please use your furniture correctly and safely. Improper use can cause safety hazards, or damage to your furniture or household items. ***Carefully read the following chart.***

Look out for:	What can happen:	How to avoid the problem:
<ul style="list-style-type: none">• Overloaded shelves.	<ul style="list-style-type: none">• Risk of injury.• Top-heavy furniture can tip over.• Overloaded shelves can break.	<ul style="list-style-type: none">• Never exceed the weight limits shown in the instructions.• Work from bottom to top when loading shelves. Place the heavier items on the lower shelves.
<ul style="list-style-type: none">• Placing TVs on furniture items that are not designed to support a television is hazardous.	<ul style="list-style-type: none">• Risk of injury or death. TVs can be very heavy. Plus the weight and location of the picture tube tends to make TVs unbalanced and prone to tipping forward.	<ul style="list-style-type: none">• This product is not designed to support a television.